بسم الله الرحمن الرحيم

Monthly Communicable Disease Report

April 2024

Figure 1: Case Counts/10,000 population of the 4 Major Communicable Diseases and their average Incidence (per 10,000 population) by Atolls – March 2024

**އެˆˆ ˆˆ ˆˆ

Figure 2: Trends of the 4 Major Common Communicable Disease by Month – 2019 - 2024

ދަން ދަންކ ،ﷺ ،ﷺ ،ﷺ ،ﷺ ،ﷺ 4 ،ﷺ ،ﷺ ،ﷺ ،ﷺ ،ﷺ ،ﷺ - 2019 ،ﷺ 2024 ،ﷺ

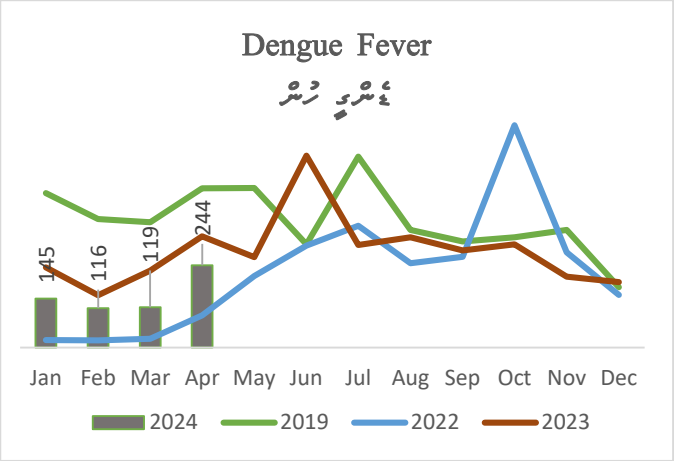



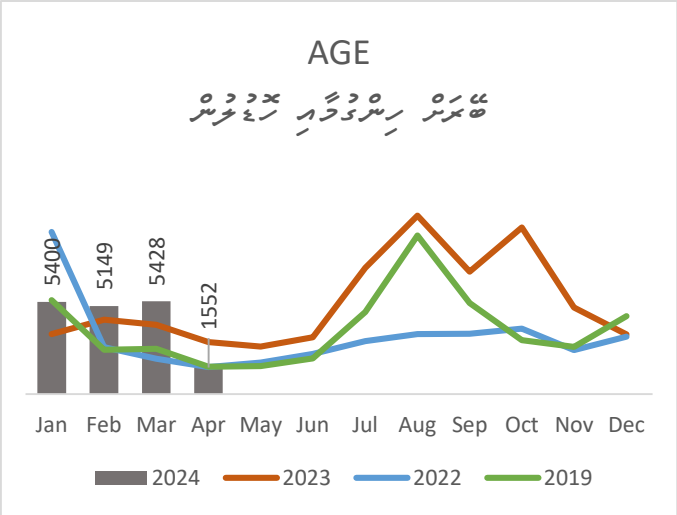

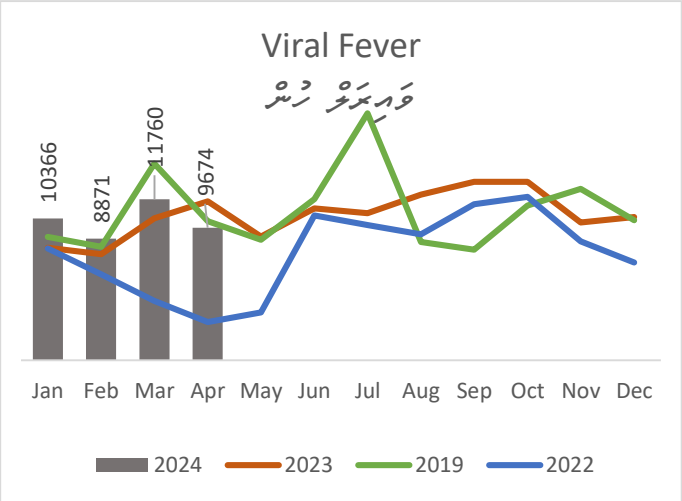

❖ ،ﷺ ،ﷺ ،ﷺ ،ﷺ ،ﷺ