بسم الله الرحمن الرحيم

Monthly Communicable Disease Report

May 2023

Figure 1: Case Counts/10,000 population of the 4 Major Communicable Diseases and their average Incidence (per 10,000 population) by Atolls – May 2023

**އެˆއˆ ˆˆˆ

Figure 2 : Trends of the 4 Major Common Communicable Disease by Month – 2019 - 2023

ذَمِيش ذَمَرْ مَرَگ مَحِ مَرْدُ ۋِشْرَ 4 مَحِ بِرِڤْبِرِڤْتَرْوَمِگ ڎَمْ - 2019 ءُ 2023 مَرْ

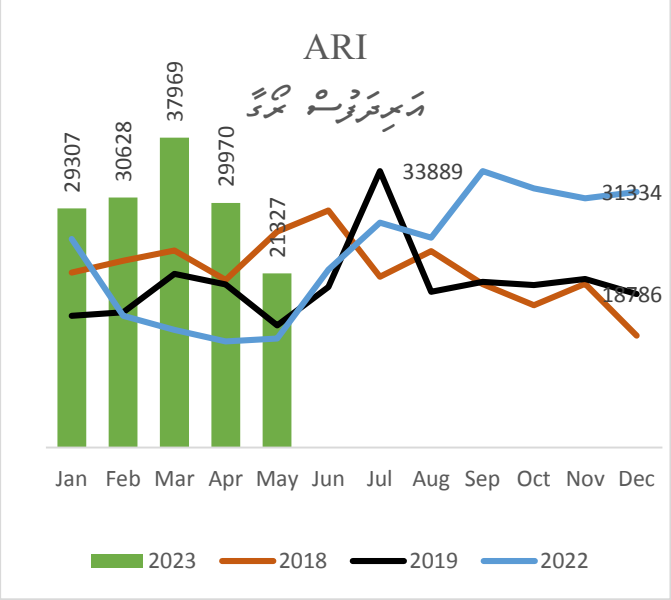

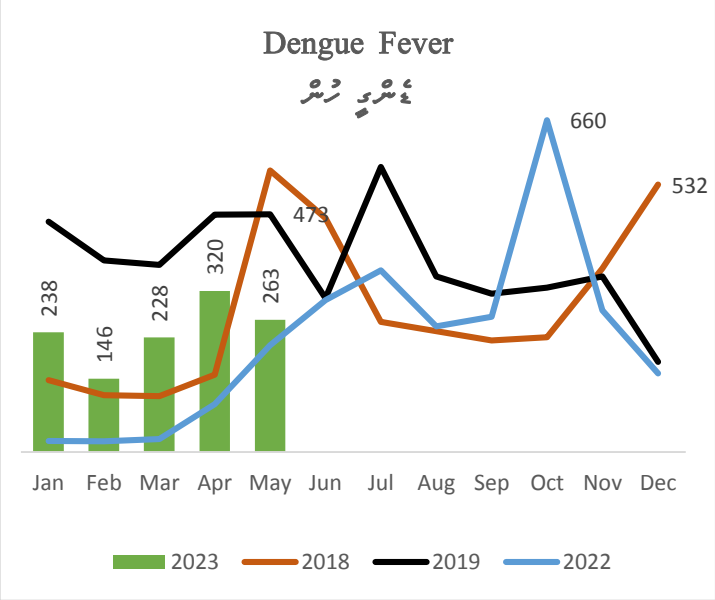

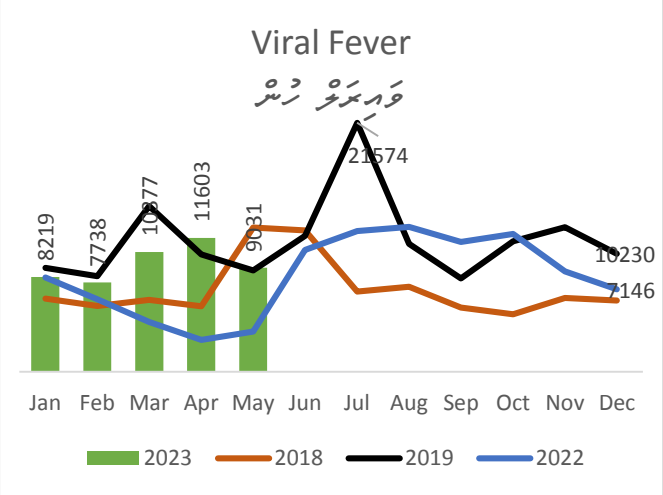

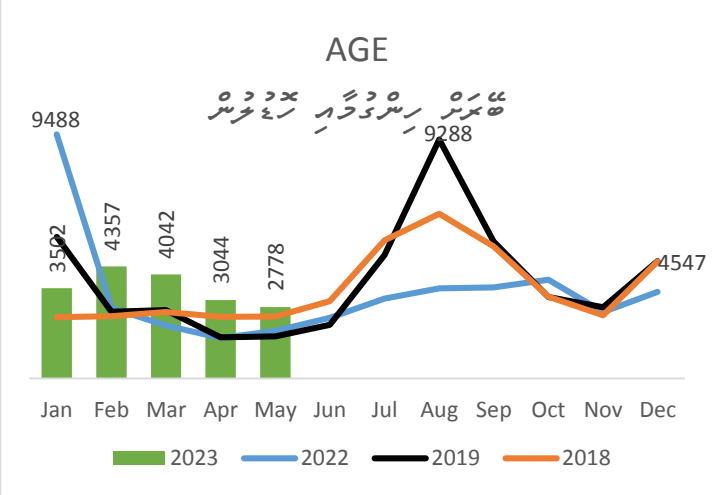

❖ ڤِ مَرَمْدُ ھَڤْبِرِڤُ دَرَ مَرَگ ھَڭَمِرْ، ڭَ دَرْ ڤَمْدُ ءُگَگُ ڎَھْدَمِ بِرِڤْبِرِڤْ ئَمْدُڤَ ءَبِرَگ ھَڤِمَدُ مَرَمْرُ وَسِ دَھْرُوَمْدُ.

ءُسْلَمِ ھِڤْبِرْدُ (4 وَسَ وَشْرِڤِرُگَ)، سُسَمَسْ دَدُ، ڭَڤُ، ڤِرِڤُرِءُمْڤُ
+960 3014484:ءُنْبَرُ hpa@health.gov.mv:ءِڎُمِرُ +960 3014494:ءُسْرُ
www.hpa.gov.mv:ءُھْسَمِرِڤْ