بسم الله الرحمن الرحيم

Monthly Communicable Disease Report

August 2022

Figure 1: Case Counts/10,000 population of the 4 Major Communicable Diseases and their average Incidence (per 10,000 population) by Atolls – August 2022

**ދެން ބަހުން ބަދަން ތަކުން ތަކެއް ތަކުން ތަ ،ދ ،ބ ،ؤ ،ؤ ،ؤ

Figure 2: Trends of the 4 Major Common Communicable Disease by Month – 2018 - 2022

ؤَمِشْ ؤَمَرْشْ مَرْگَ مَوِ مَوْدُ مُوْمِشْ ڤَمْدُوْتَرْشْ ؤَشْمَرَ 4 مَوِ بِرِڭْبِرِڭْتَرْشْرَوَمِوگَ ؤَتْمْ - 2018 ش 2022مَرْشْ

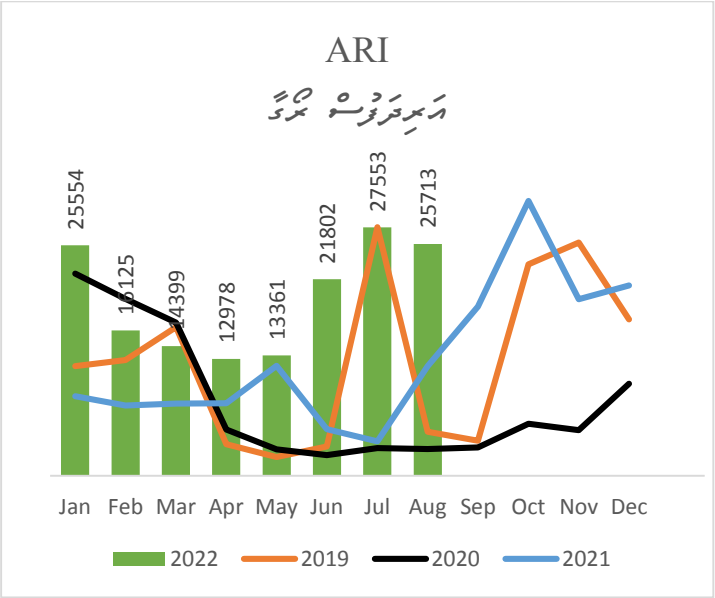

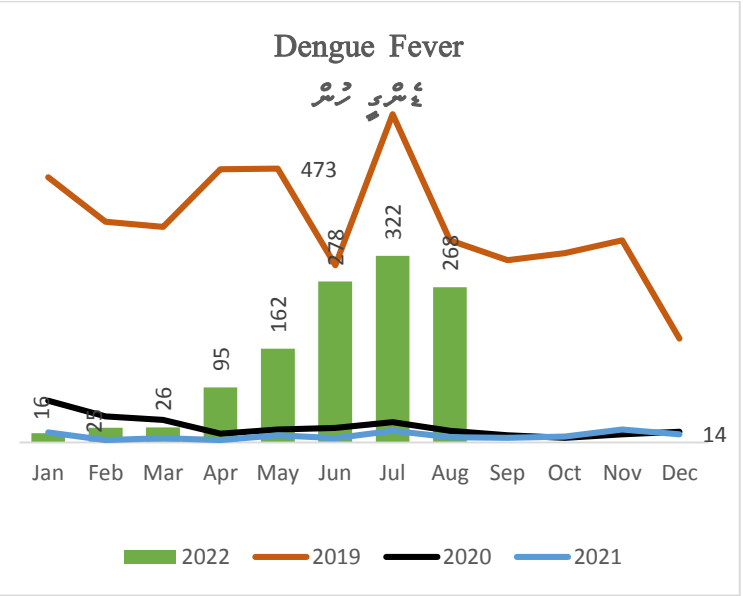

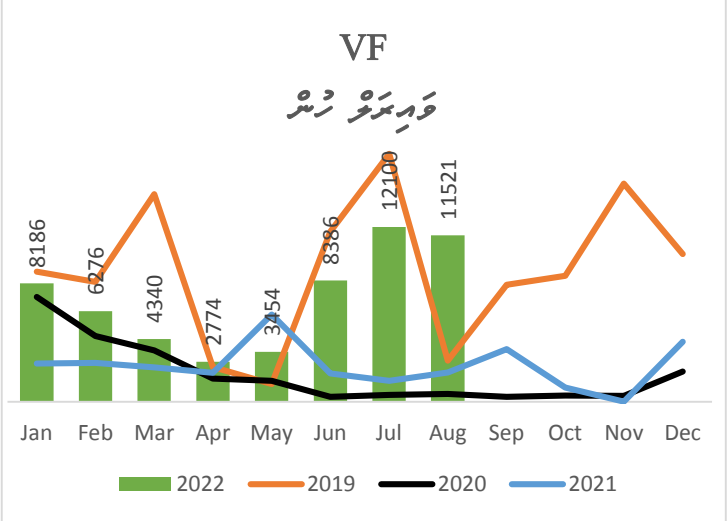

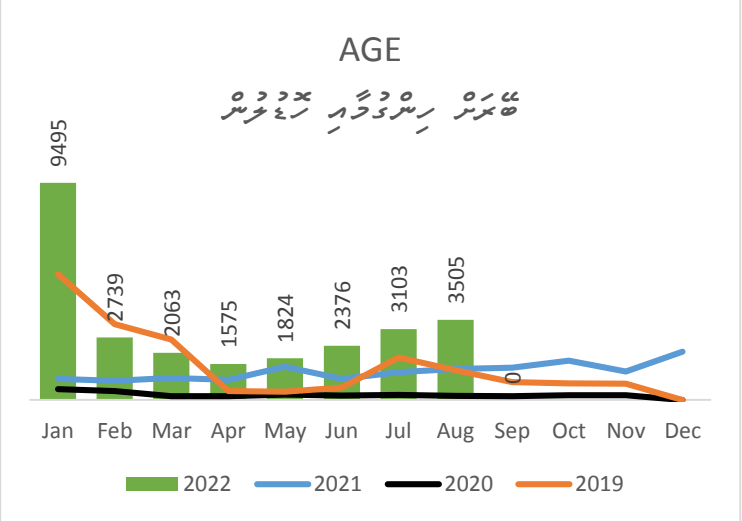

❖ 2020 مَرِ 2021 وَسَمَمَرَبْ ٹَوِيْءُ بَرَمَوَدُبِيْشْ ؤَمِشْؤَمَرْمَرَگَ مَوِمَوْ بِرِڭْبِرِڭْتَرْشْ مَرْمَوْؤَمِوگَ ٹَشْ ڤَرَىَ ٹَبْرُوْمُوْ. مُرْشْمَرَوُوْسْ 2019 وَسَمَ مَرَبْرُىَ وِمْرُوَسْوَبَرْ مَرُگَ مَوَّمِبْرْ وِمَرَبْرْ مُرَىَسْمْ دَرْ ھَبَرَمْ رِسْدُسْ ،وَمِبَرَمْ ڤِوَبَرْ مَرِ مَبِرِمَرْؤُسْھَرَگَ ڤِرِىُسْ بِرِڭْبِرِڭْ ٹَبْرُوَمِوگَ مَرَمْرْ مِمْبَرْ ڤُوَمِوگَ ٹَشْ ڤَرَىَ ٹَبْرُوْمُوْ.

ٹَرْشَمَبِ مِوْرِيْشْرُ (4 وَسَمَ ؤَشْرِيوِگَ)، سْھَسَمْ دَوْ، ڤَوْ، مِرْوُرِىَمُمْ

+960 3014494:ؤَشْمْ hpa@health.gov.mv:مِڤْمِرْ +960 3014484:ؤَبْسَمْ

www.hpa.gov.mv:ؤَھْسَوَمِڭْ