بسم الله الرحمن الرحيم

# Monthly Communicable Disease Report

## February 2022

**Figure 1: Case Counts/10,000 population of the 4 Major Communicable Diseases and their average Incidence (per 10,000 population) by Atolls –Feb 2022**

**ތަންކަރˇ ˇ ˇ 

**Figure 2: Trends of the 4 Major Common Communicable Disease by Month – 2018 - 2021**

**ؤَمِشْ ؤَمَرْشْ مَرْگَ مَحِ مَوْلُدُ ءُبْرَمِشْ ڭَمْدُتْتَشْ ؤُشْمَرَ 4 مَحِ بِرِڤْبِرِڤْتَشْرُوَمِڤْ ڭَمْمْ - 2018 ش 2021مَرْشْ**

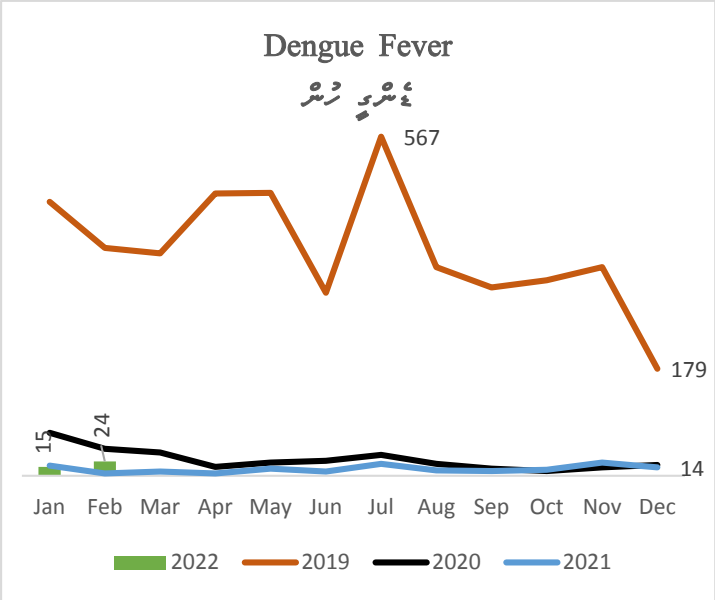


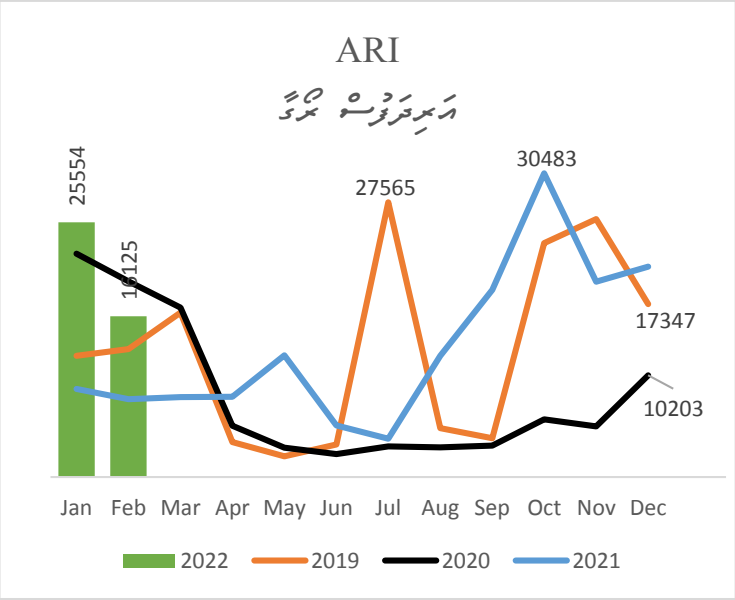


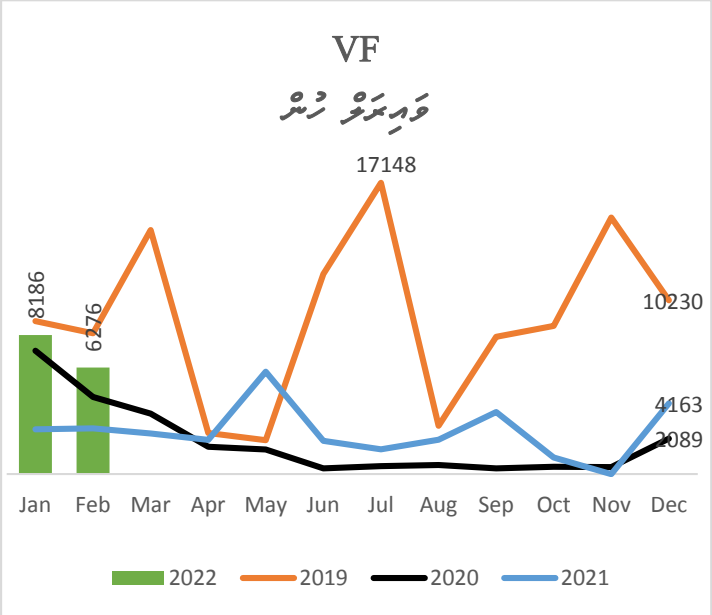


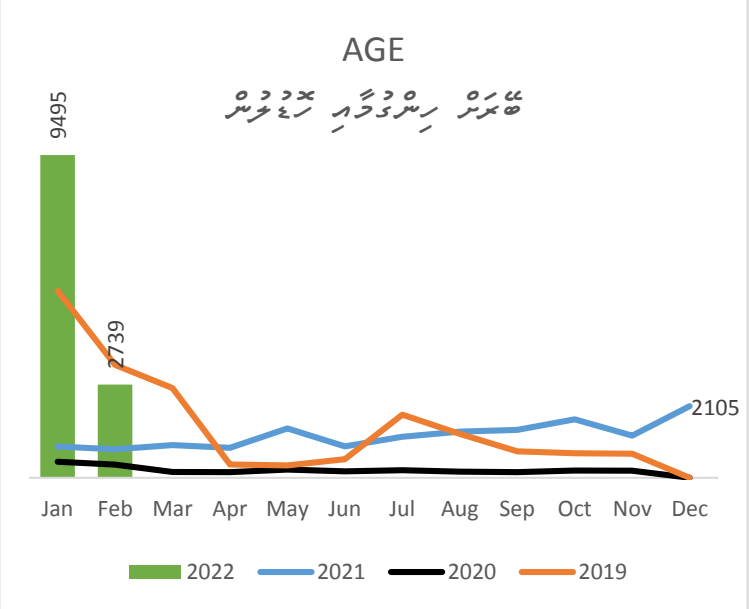


❖ ؤَمْؤُرِمَ مَبَرْدُ دِمْرُوَسْوَرَمْ مَرَمْ ڭَمَّمِدْ دِمَبَرْدْ ؤُڭْدْوَبِرِ دَرْ مَبِرِمَرْؤُسْ ثَرْگَ، وَمِبَرَمْرُشْ، مَمِ ڭَمَرْمْ رِسْدُشْ ءُبِرُشْ بِرِڤْبِرِڤْ ڭَتْرُوَمِڤْ مَمَرْمْ دَمْڭَمَرْمْ ءَسْوَمِڤْوَبَشْ ؤَبَرَ ڭَبْرُؤُمُؤُ.


ثَرْسْمَبِ ڭِڤْءِشْرُ (4 وَمَرَ ؤَشْرِيِڤْ)، سْڭَسَشْ دَوْ، ؤَمْؤُ، مِرْؤُبِرَمْڭَمْ

+960 3014484:ؤُبْتَسْ hpa@health.gov.mv:ءِمْءِمْ +960 3014494:ؤُشْ

www.hpa.gov.mv:ؤُڭْسَمِڤْ