بسم الله الرحمن الرحيم

Monthly Communicable Disease Report

January 2022

Figure 1: Case Counts/10,000 population of the 4 Major Communicable Diseases and their average Incidence (per 10,000 population) by Atolls –Jan 2022

އެટޮލް ތެރެން ހަމައެއް ހަމަ ބަންދު ބަލިން 4 ގެ ދެން ބަލިން ދެން ދުވަހުން ދުވަހަށް ކުރިން ހުންނަ ބަދަން ހިންގާ ބަދަން ބަލިން ބަލިން ބަދަ ދެ ދުވަން ބަދަ ދ 10،000/ ބަލިން ދ 2022

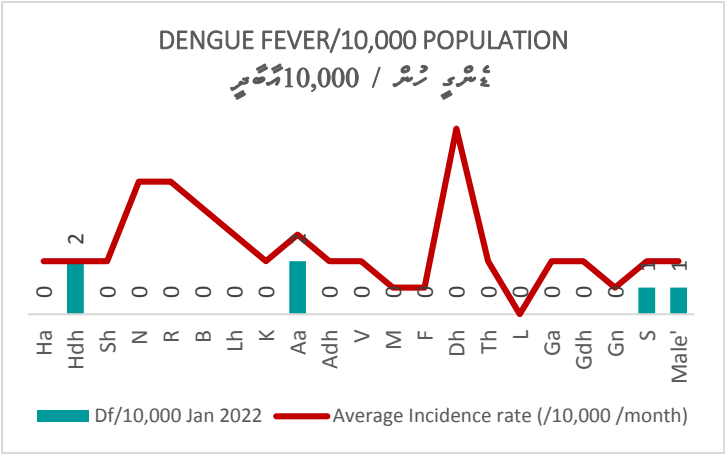

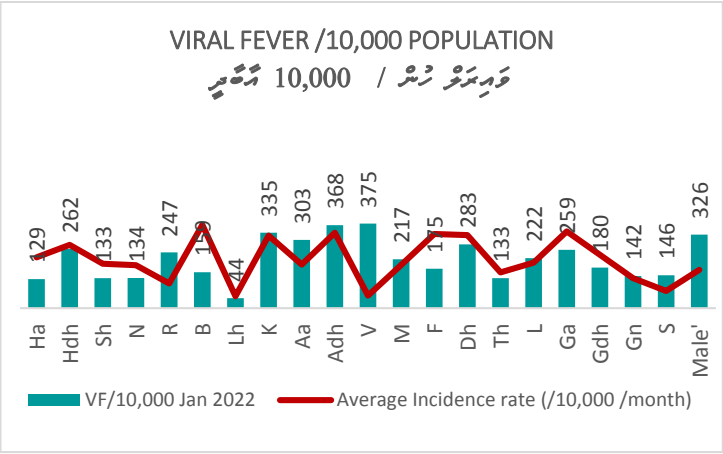

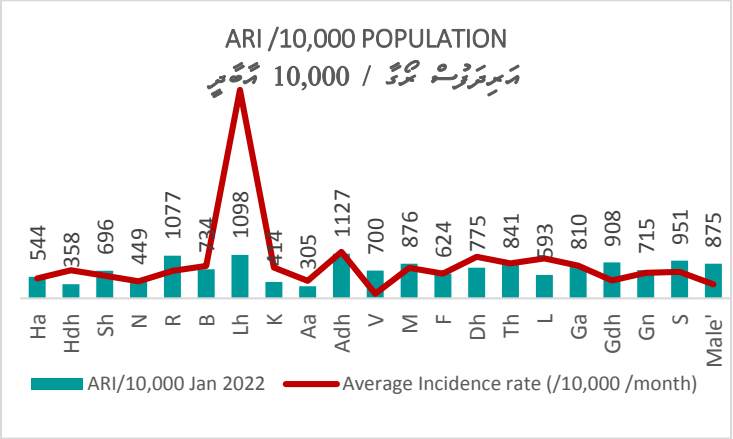

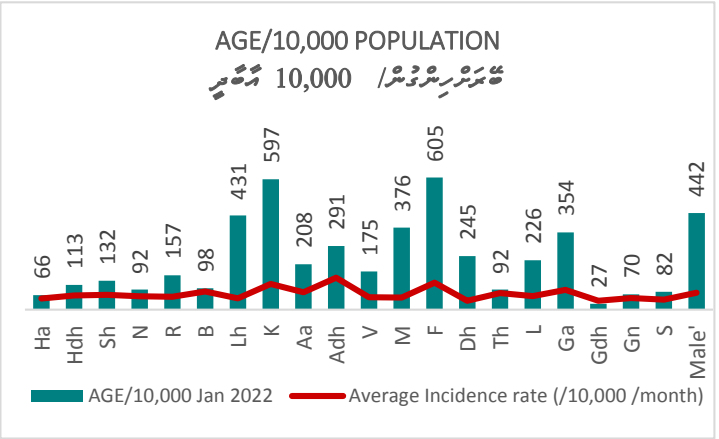

Number of cases of the diseases in proportion to every 10000 populations.

The average incidence rate, that is the number of new cases reported by atolls in the same month of the previous year's, in proportion to every 10,000 populations. Average incidence rate is calculated, (Average incidence = Average of new cases per month of previous years / Population of the atolls x 10,000).

ؤقؤؤ ؤرؤ ؤرؤ ؤرؤ ؤرؤ 10000 ؤرؤؤ ؤرؤؤؤ ؤرؤ ؤرؤؤؤؤؤؤؤ ؤرؤؤؤ.

"ؤؤؤؤؤؤ ؤرؤؤؤؤؤؤ ؤؤؤؤ"، ؤؤؤؤؤؤ ؤرؤؤؤؤؤؤ ؤؤؤؤ 10000 ؤرؤؤؤ ؤرؤؤؤؤؤؤ ؤؤؤؤ ؤؤؤؤؤؤؤ

Figure 2: Trends of the 4 Major Common Communicable Disease by Month – 2018 - 2021

ؤَمِسْ ؤَمَرْسْ مَرْگْ مَحِ مَوْنْدُ ءُنْرِمِسْ ڤَمْدُتْتْسْ ؤُسْمَرَ 4 مَحِ مِرِڤْمِرِعْتْتْرُوَمِوگْ ڎَمْمْ - 2018 سْ 2021مَرْسْ

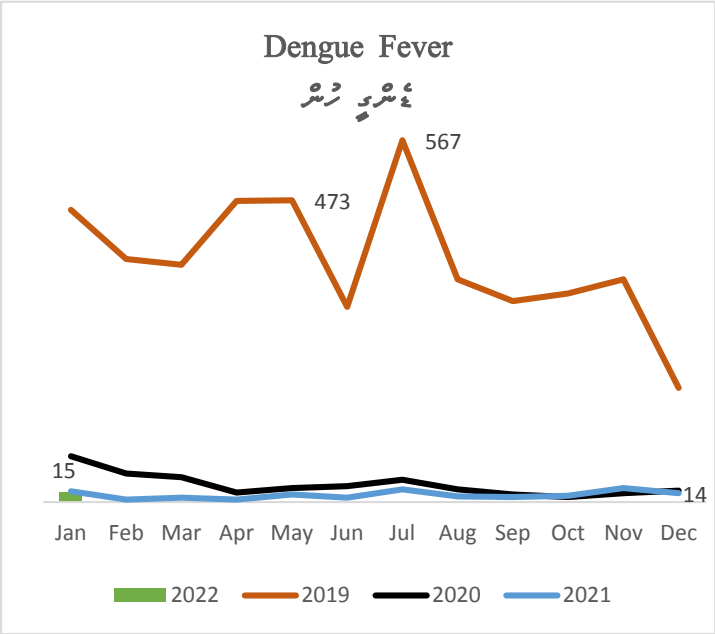

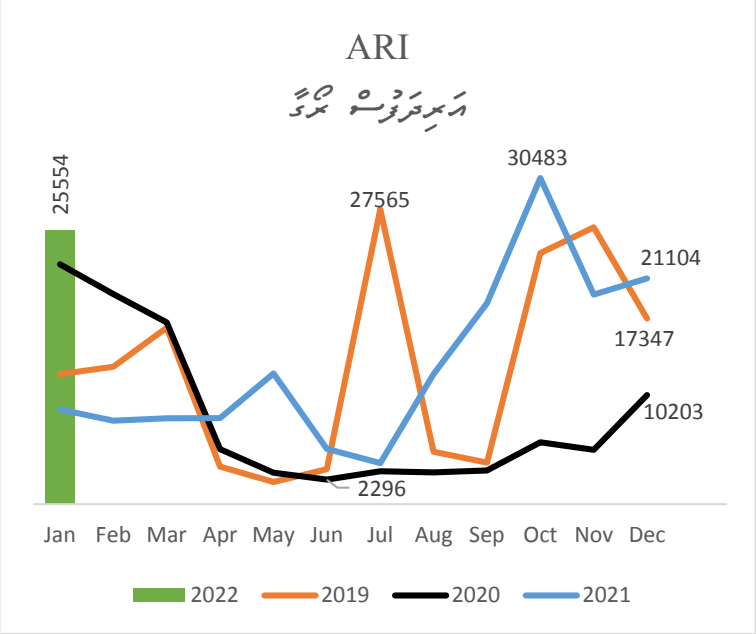

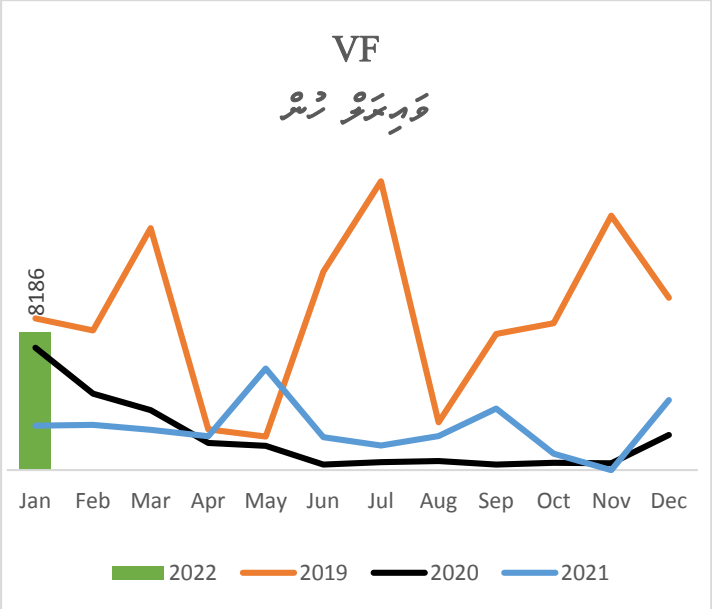

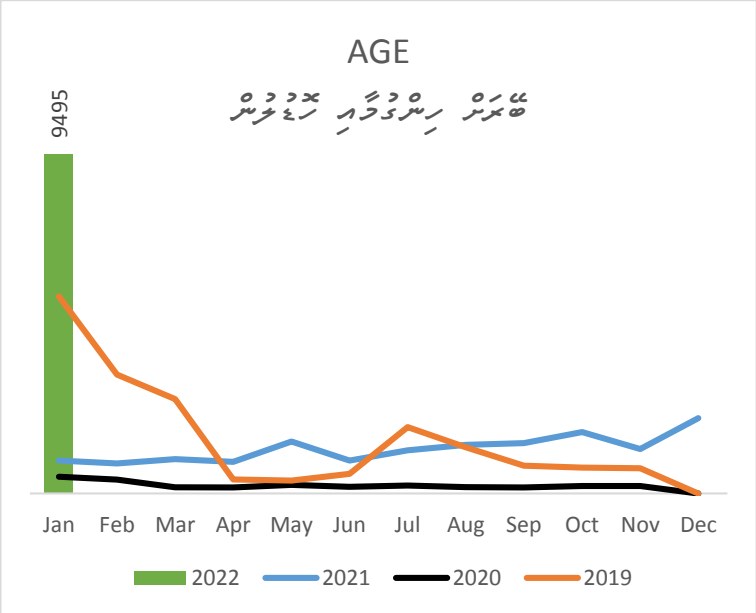

❖ ڤَمْدُتْتِرَ مَرَىْرُ دِڤْرُوَسْوَىْگَ مَىْگَ ھَڤَّرِمْ دِمَرَىْرْ ڤَىْرَوَىِ دَىْ مَىرِمَرَڤُسْ ىُگَگْ ، وَرِمَرَڤُرُسْ مَىْرِ ڭَمَرْسْ رِسْرُدُگَرِ ڤَىرُسْ مِرِڤْمِرڤْ تْتْرُوَمِوگْ مَرَڤْرِ دَمْھَوَسْ ءُسْوَمِوگَسْ ءُرَىَ ىُسْرُڤُمُوْ.

ءُسْمَىرِ ھِڤْرِسْرُ (4 وَسَ وَسْرِوِرِڤَگْ)، سْڭَسَسْ دَوْ، ڭَڤُ، ھِرِڤُرِىَڭَمْڤْ

+960 3014484:ءُىَسْ hpa@health.gov.mv:ھِڎُمِڤُ +960 3014494:ءُسْ

www.hpa.gov.mv:ڤُھْسَمِڤْ