بسم الله الرحمن الرحيم

Monthly Communicable Disease Report

March 2022

Figure 1: Case Counts/10,000 population of the 4 Major Communicable Diseases and their average Incidence (per 10,000 population) by Atolls –March 2022

**އެٓއެٓ ބަންދުކުރެއްވި ބަދަން ބަދަން ބަލި ތަކުގެ ވަކިން ބަދަން ބަދަން ބަލި ތަކުން ބިން ތެރެއިން ބަދަން ބަދަން ބަދަން ބަދަން ބަދަން ބަދަން ،4 ބަލި ތަކުގެ ބިން ،ބަދަން ،ބަދަ ،ؤ ،ؤ ،ؤ

Figure 2: Trends of the 4 Major Common Communicable Disease by Month – 2018 - 2022

ވަން ކަން ބަދަ ބަލުގެ ތެރެއިން ބާރުވެރި 4 ބަލިން ފެންވަރުތަކުން ދެން - 2018 ން 2022ބަދަ

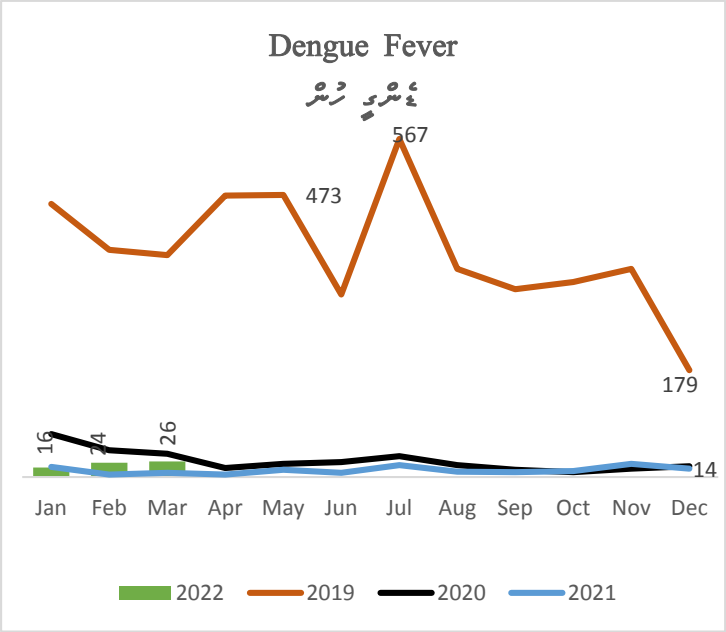

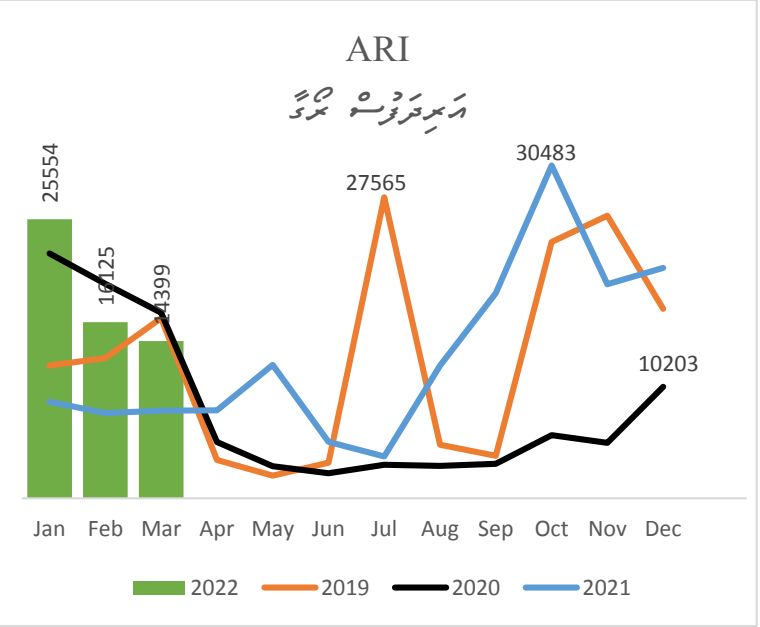

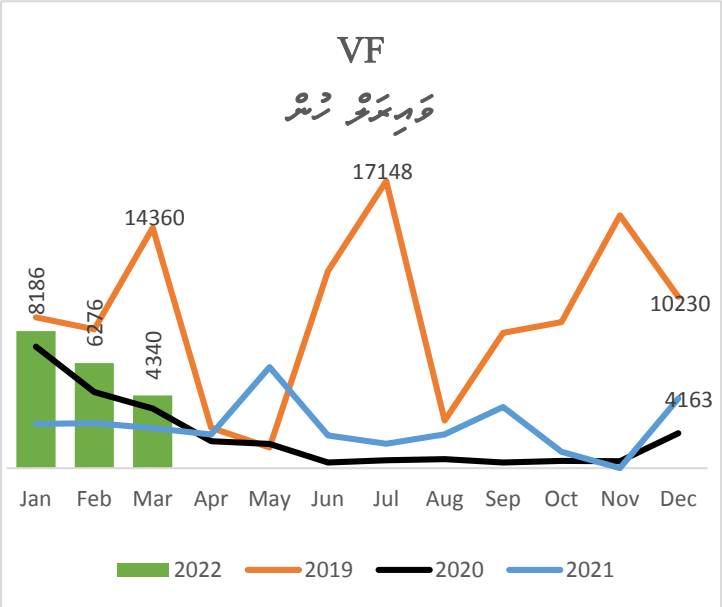

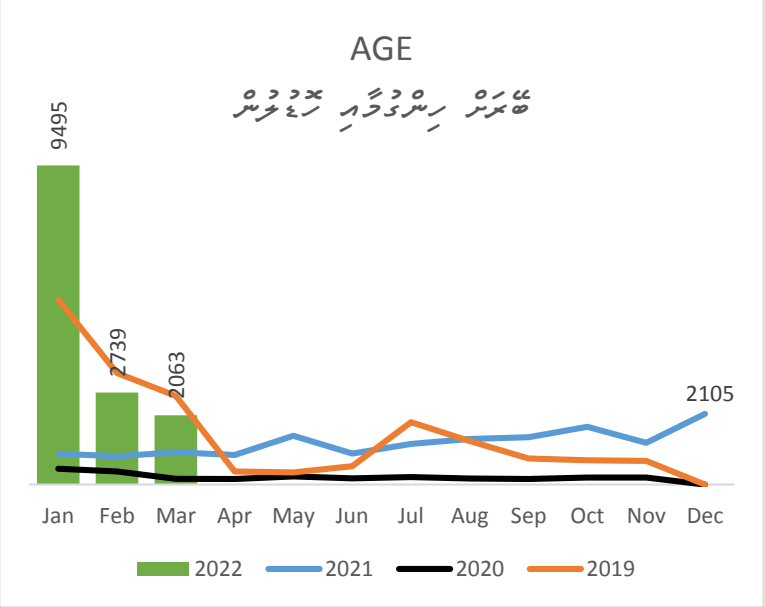

❖ ކ̊ ،ؤ̊ ،ؤ̊ ،ؤ