



## 1. Scope and Application

This procedure applies for packing and shipping of infectious substance category B.

## 2. Responsibility

It is the responsibility of every technologist who packs and prepares the documents of shipping.

## 3. References

3.1 IATA Dangerous good regulation manual.

## 4. Materials

Triple package

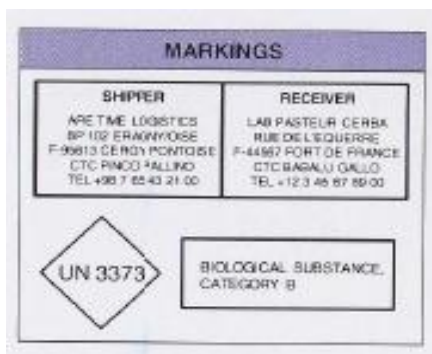
- Gloves
- Primary containers (leak proof)
- Secondary container (leak proof)
- Rubber bands
- Dry ice / Ice packs (optional)
- Absorbent material
- Inner lining and cushioning material
- Outer container (rigid), including category B markings and labels
  - (a) Markings
    - Shippers name and address
    - Receivers name and address
    - Name and telephone number of responsible person ( who is available 24hrs a day until shipment arrives)
    - Proper shipping name and UN number
    - If dry in Dry ice, dry ice markings also should be used

<b>Department of Laboratory Medicine</b>				
SOP No: 30	<b>Packing and shipping of Biological Substance Category B</b>			
Issue No: 01	Issue Date: 11/5/2011	Authorized by: Dr.Shimal	Copy No:	Page 1 of 6
Ammend. No: 00	Ammen. Date:	Approved by: Dr.Shimal	Issue by: Quality Manager	



# INDIRA GANDHI MEMORIAL HOSPITAL

Kanbaa aisaarani higan, Male', Republic of Maldives.  
Telephone : 3 16645, 3 16646, 3 16647, 3 16648, 3 16649, 3 16650 Facsimile : 3 16640



## Dry ice Markings

UN1845 dry ice  
Net quantity \_\_\_\_\_ kg

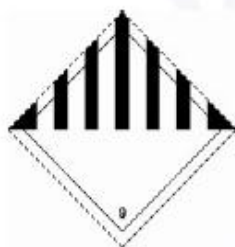
### **Carbon dioxide, solid (dry ice) marking**

The net weight of the dry ice must be marked on the outside of any package containing dry ice.

#### (b) Labels

- None are required ( unless shipping with dry ice)
- If in Dry ice, Dry ice label/Miscellaneous label should be used

#### Dry ice Label / Miscellaneous Label



### **Carbon dioxide, solid (dry ice) label**

This label should be placed on the outside of any package containing dry ice.

- Paper clips
- Laboratory test instructions
- Documents

<b>Department of Laboratory Medicine</b>				
SOP No: 30	<b>Packing and shipping of Biological Substance Category B</b>			
Issue No: 01	Issue Date: 11/5/2011	Authorized by: Dr.Shimal	Copy No:	Page 2 of 6
Ammend. No: 00	Ammen. Date:	Approved by: Dr.Shimal	Issue by: Quality Manager	



## Specimen

An infectious substance which does not meet the criteria for inclusion in Category A and has not been determined by a medical professional to have a minimal likelihood that pathogens are present.

## 5. Procedure

### 5.1. Principle

To reduce the risk of damage to the samples (such as breakage of the sample containers), to maintain sample temperature (as required), and to ensure and provide the entire document that are needed to receipt.

### 5.2. Procedure

#### 5.2.1 Packing without Ice

- Open secondary container
- Insert absorbent material
- Don gloves
- Cushion primary container
- Place primary container in secondary container
- Doff gloves
- Close secondary container
- Place secondary container in outer container
- Insert laboratory test instructions and description of materials
- Close outer container

#### 5.2.3 Packaging with Ice packs

- Open outer container
- Remove the secondary container
- Open secondary container
- Insert absorbent material
- Don gloves

<b>Department of Laboratory Medicine</b>				
SOP No: 30	<b>Packing and shipping of Biological Substance Category B</b>			
Issue No: 01	Issue Date: 11/5/2011	Authorized by: Dr.Shimal	Copy No:	Page 3 of 6
Ammend. No: 00	Ammen. Date:	Approved by: Dr.Shimal	Issue by: Quality Manager	



## INDIRA GANDHI MEMORIAL HOSPITAL

Kanbaa aisaarani higan, Male', Republic of Maldives.  
Telephone : 3 16645, 316646, 3 16647, 3 16648, 3 16649, 316650 Facsimile : 3 16640



- Wrap cushioning materials around primary container
- Place primary container in secondary container
- Doff gloves
- Close secondary container
- Wrap laboratory test instructions around secondary container
- Place secondary container into designated space in outer container
- Put ice packs in between secondary and outer container
- Close outer container
- Ensure proper labeling and marking

### 5.2.3 Packaging with Dry Ice

- Open outer container
- Remove the secondary container
- Open secondary container
- Insert absorbent material
- Don gloves
- Wrap cushioning materials around primary container
- Place primary container in secondary container
- Doff gloves
- Close secondary container
- Wrap laboratory test instructions around secondary container
- Place secondary container into designated space in outer container
- Fill outer container with dry ice (dry ice should be filled in between secondary and outer container)
- Close outer container
- Ensure proper labeling and marking (especially with dry ice)

## 6. Interpretation NA

## 7. Documentation

All Category B substances being shipped by air must have a completed Air Waybill. The Air Waybill is the standard shipping document for all shipments of goods by air. The shipper or operator must complete the Air Waybill. Individuals completing the Air Waybill should insert the following information in the appropriate Air Waybill

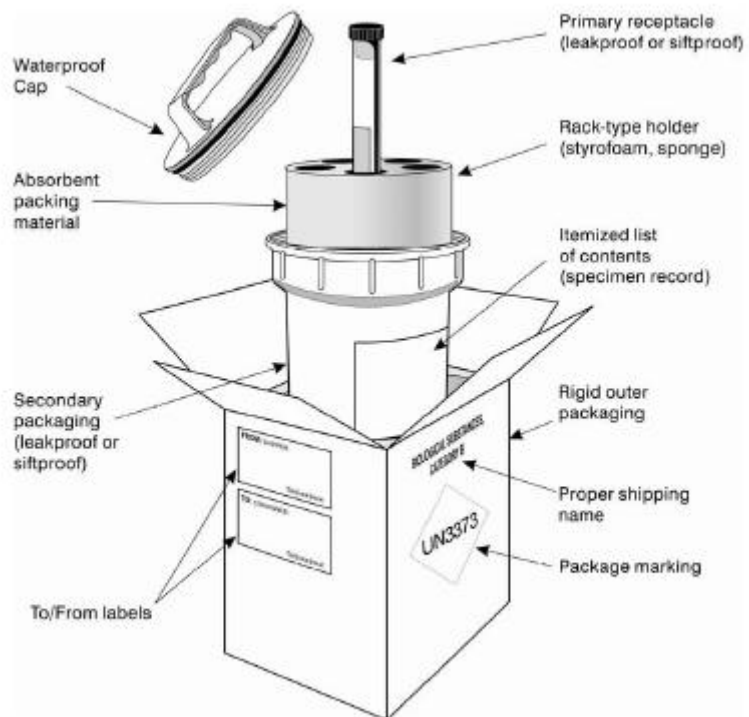
Department of Laboratory Medicine				
SOP No: 30	<b>Packing and shipping of Biological Substance Category B</b>			
Issue No: 01	Issue Date: 11/5/2011	Authorized by: Dr.Shimal	Copy No:	Page 4 of 6
Ammend. No: 00	Ammen. Date:	Approved by: Dr.Shimal	Issue by: Quality Manager	



boxes. If the shipper is not shipping the Category B substance by air the Air Waybill does not need to be completed.



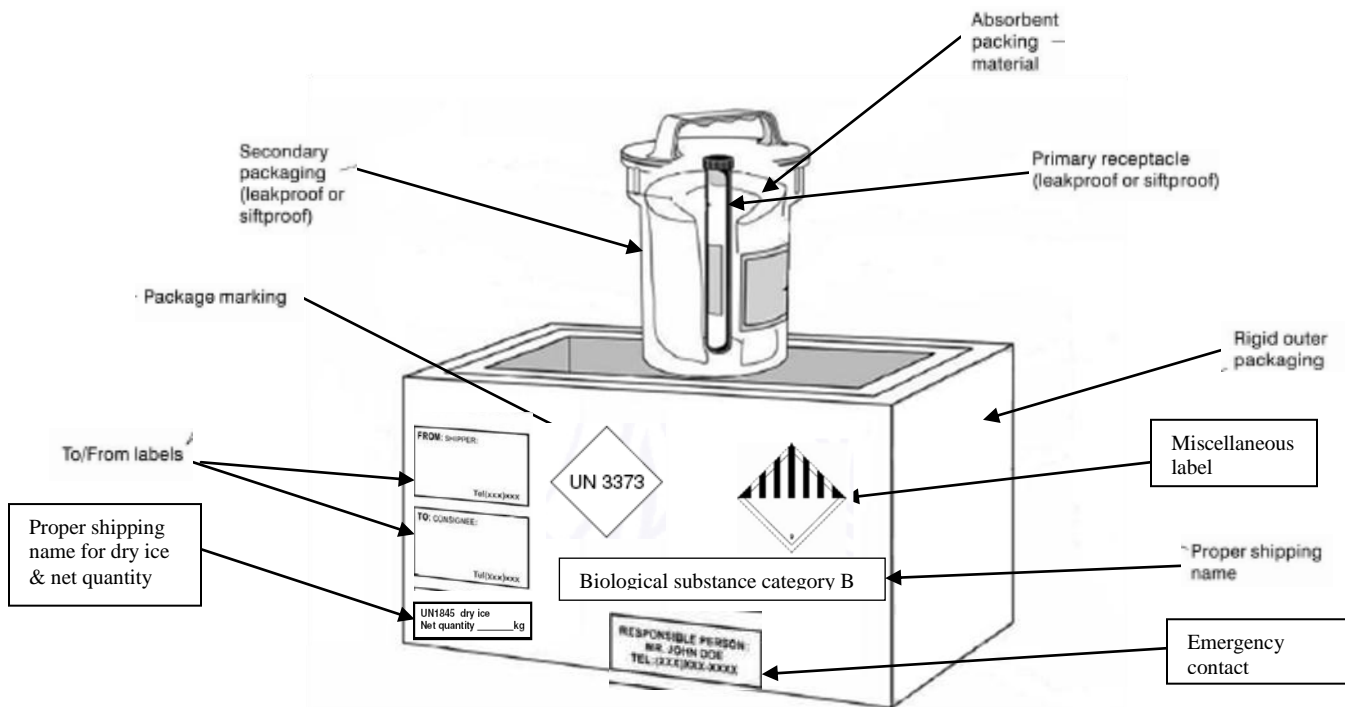
**MARKIN AND LABEL  
WITHOUT DRY ICE**



<b>Department of Laboratory Medicine</b>				
SOP No: 30	<b>Packing and shipping of Biological Substance Category B</b>			
Issue No: 01	Issue Date: 11/5/2011	Authorized by: Dr.Shimal	Copy No:	Page 5 of 6
Ammend. No: 00	Ammen. Date:	Approved by: Dr.Shimal	Issue by: Quality Manager	



**MARKING AND LABELS WITH DRY ICE**



**8. End of Document**

<b>Department of Laboratory Medicine</b>				
SOP No: 30	<b>Packing and shipping of Biological Substance Category B</b>			
Issue No: 01	Issue Date: 11/5/2011	Authorized by: Dr.Shimal	Copy No:	Page 6 of 6
Ammend. No: 00	Ammen. Date:	Approved by: Dr.Shimal	Issue by: Quality Manager	