بسم الله الرحمن الرحيم

Monthly Communicable Disease Report

March 2023

Figure 1: Case Counts/10,000 population of the 4 Major Communicable Diseases and their average Incidence (per 10,000 population) by Atolls – March 2023

**އެˆˆ ˆˆˆ

Figure 2 : Trends of the 4 Major Common Communicable Disease by Month – 2019 - 2023

ذَمِيش ذَمَرُش مَرَگ هَوِ مَرُدُ ۋُمُرِش ۋَمُدُتُش ۋُشُرَ 4 هَوِ بِرِڭُبِرڭُتُش تَرُوَرِگ ڭُمُ - 2019 ش 2023 مَرُش

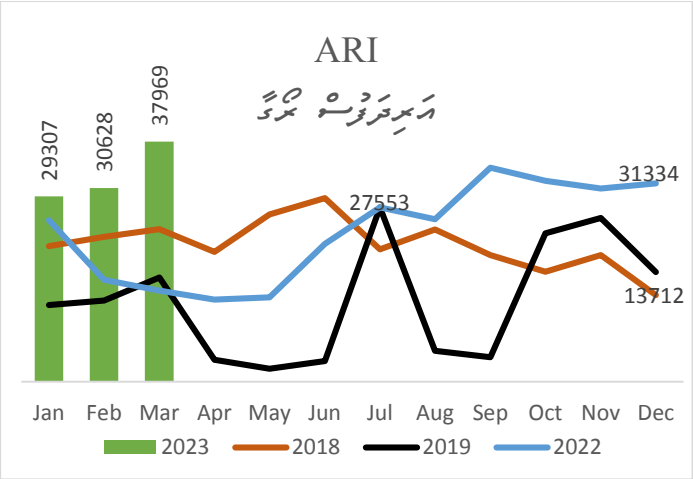

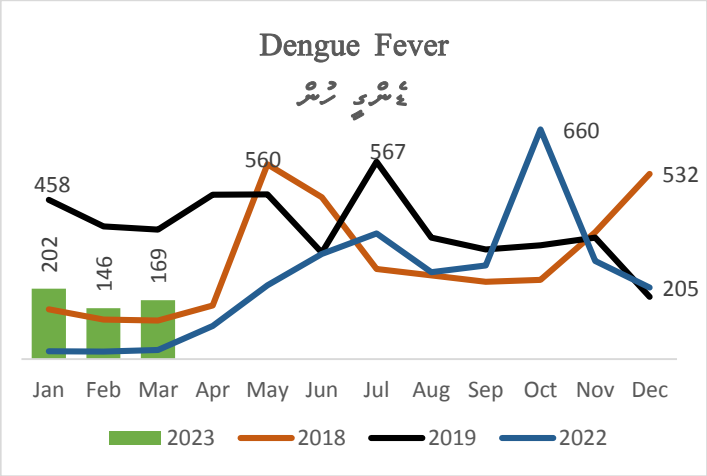

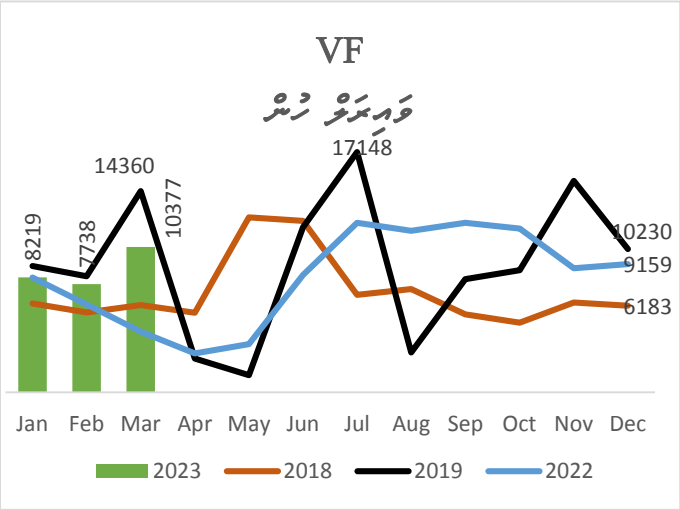

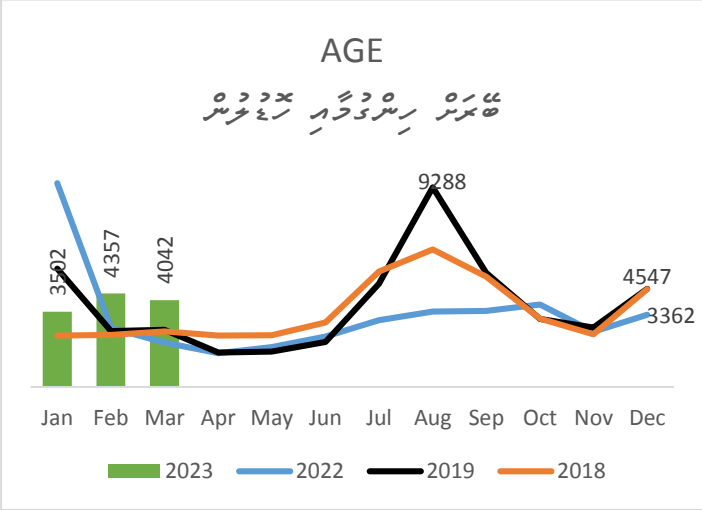

- 2020 مَرِ 2021 ذَمِ ئُوِۋُذُ سَمَمُش مُذُش مَوِمَرُش ۋُبِرَوَمِگُ دِمُرُوَمُش مَرِ بِرِڭُڭُ ئُذُرِوَمِگُ دِمُرُوَمُش دَمُ ئَدُش، مَرَمُش مَوُذُ مَوُرُسُبِرِسُمُمَرُش مَرُمُمُرُدُمَرِ 2020 مَرِ 2021 ذُ مَوُرُسُ بِرِسُمُمَرُش بِرِدَمُرُوَمُمُ مُرُمُشُمُذُ.
- دِ مَرَمُذُ ۋُمُمُدَوَبِرِدَرُ مَذُ مَوُگُمِمُدُ، ڭُبِرِڭُ دَرُ ۋُشُرِ ذُش، مَبِرِمَرُۋُسُ ئُرُگ مَرِ وَمِبَرَۋُرُش ۋُبِرِذُش بِرِڭُبِرڭُ ئُدُرِوَمِگُ مَرَمُرُ وَسِ مِمُبُرُ ۋُوَمُذُ.

ئُرُسَوَبِ مِۋُبِمُرُ (4 وَسَ ۋُمُرِۋِگُ)، سُمُسَمُ دَذُ، ڭُۋُ، بِرِۋُبِرَمُمُۋُ

+960 3014484:ۋُبُسُ hpa@health.gov.mv:مِڭُمِۋُ +960 3014494:ۋُش

www.hpa.gov.mv:ۋُمُسَوَمِۋُ