بسم الله الرحمن الرحيم

Monthly Communicable Disease Report

August 2024

Figure 1: Case Counts/10,000 population of the 4 Major Communicable Diseases and their average Incidence (per 10,000 population) by Atolls – August 2024

ދެން ބަހުން ބަދަން ތަކެއް ތަކުން ތަކެއް ބަންދުކުރެވިފައިވާ ބަދަން 4 ގެ ދެމެދުން ކުރިން ދިން ބަދަން ތަކުގެ ބަދަން ތަކުގެ ބަދަން ތަކުން ބަދަން ތަކެއް ކިން ދ10،000/ ބަންދުން

2024 އާދަން 2024

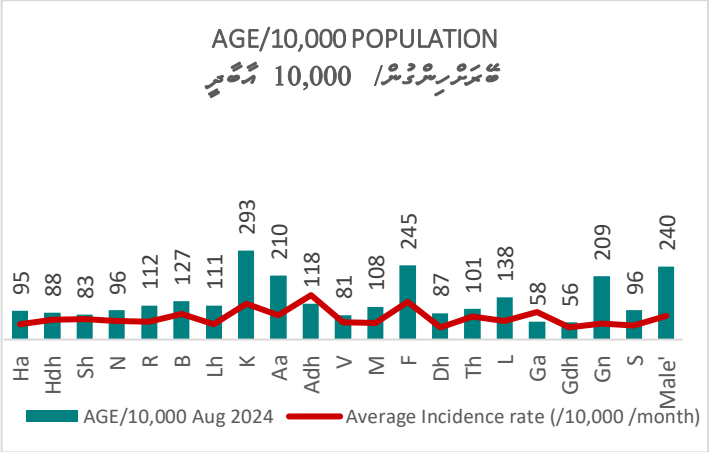

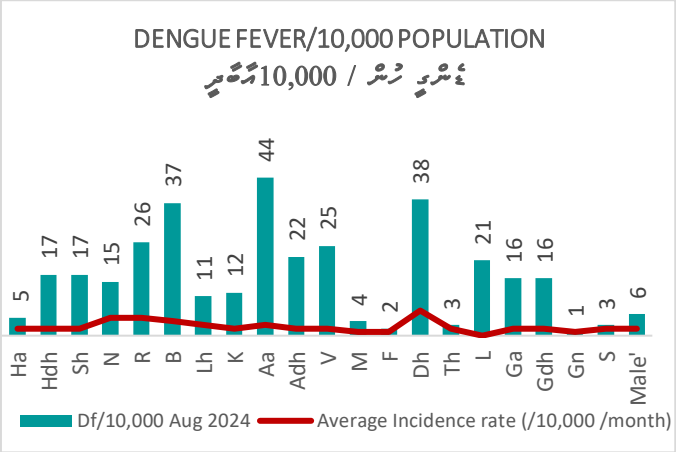

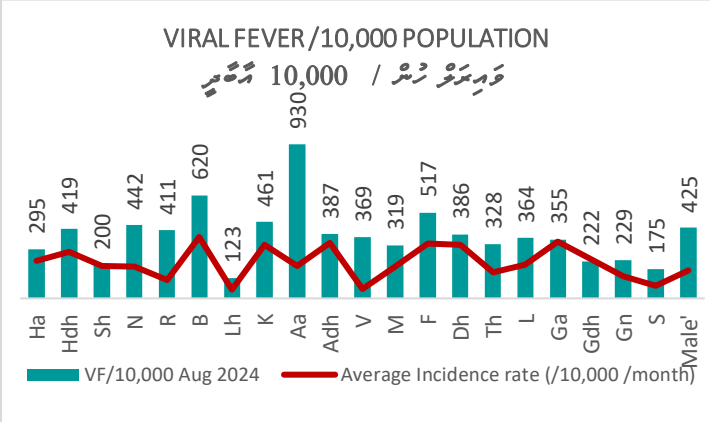

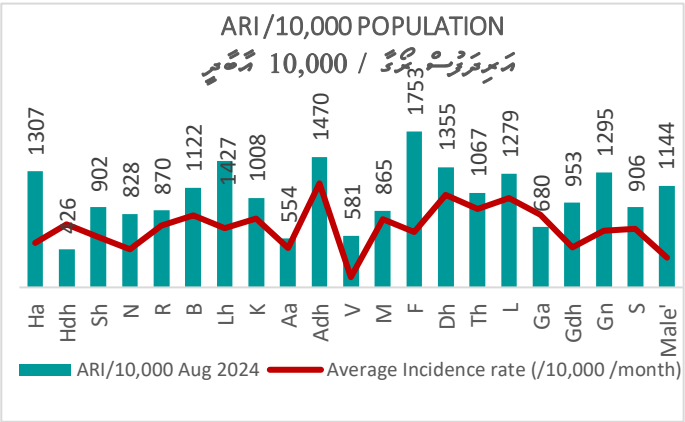

ؤ10،000 ،ؤ ،ؤ ،ؤ ،ؤ ،ؤ ،ؤ ،ؤ ،ؤ ،ؤ ،ؤ ،ؤ ،ؤ ،ؤ ،ؤ ،ؤ ،ؤ ،ؤ ،ؤ ،ؤ:

- **ؤ،ؤ،ؤ،ؤ:** ،ؤ ،ؤ ،ؤ ،ؤ ،ؤ ،ؤ ،ؤ ،ؤ ،ؤ ،ؤ ،ؤ ،ؤ ،ؤ ،ؤ ،ؤ ،ؤ ،ؤ ،ؤ ،ؤ

Figure 2: Trends of the 4 Major Common Communicable Disease by Month – 2019 - 2024

ފަހުން ފަހުން ބަންދު ބަންދު ބަލިތަކުން ތިންމަސް 4 ބަލި ބަލިތަކުންނަކީ ڈینگی - 2019 ން 2024 ބަންދު

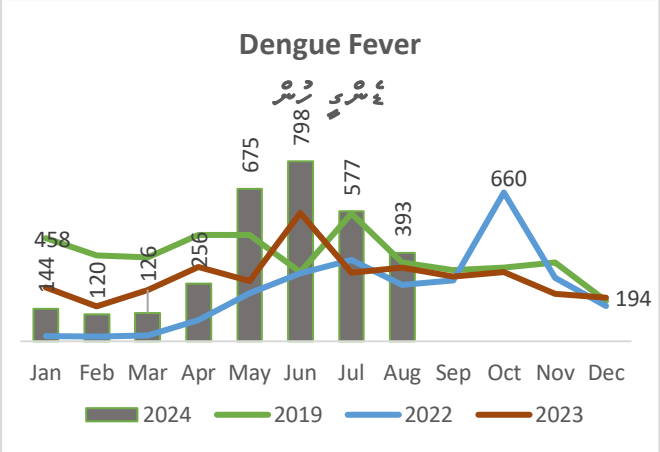

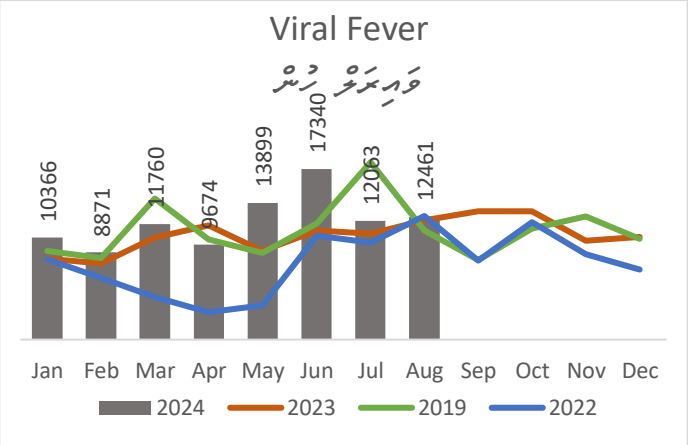

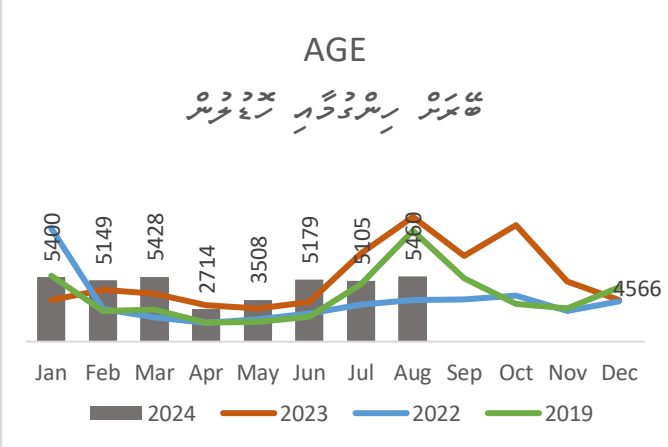



❖ ،ންބﷺ ،ﷺ ،ﷺ ،