بسم الله الرحمن الرحيم

Monthly Communicable Disease Report

September 2024

Figure 1: Case Counts/10,000 population of the 4 Major Communicable Diseases and their average Incidence (per 10,000 population) by Atolls – September 2024

އެއްބަންބަރ ވަރުން ބަދަން ބަލާ ތަކެއް ތަކުން ތިން ބަންދުން ބިން ދެން ބަދަން ބަލާ 4 ތަކެއް ދެން ބިން ބިންބިން ބަދަން ބަދަން ބަދަން ބަދަން ބަދަން ބަދަން ބަދަން

**ބިން/10،000ގެ ބަންދެ – ސެप्ટેમ્બ
 2024**

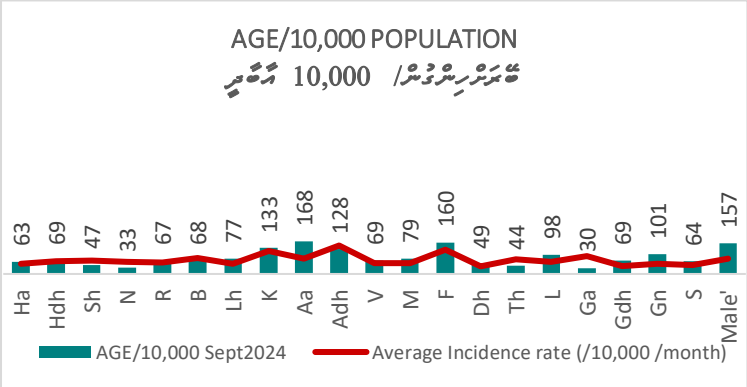

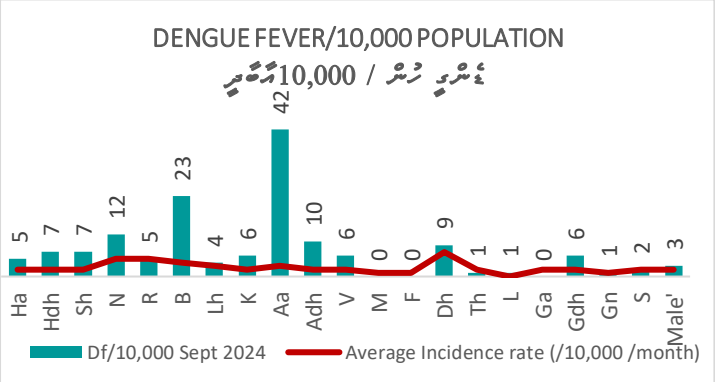

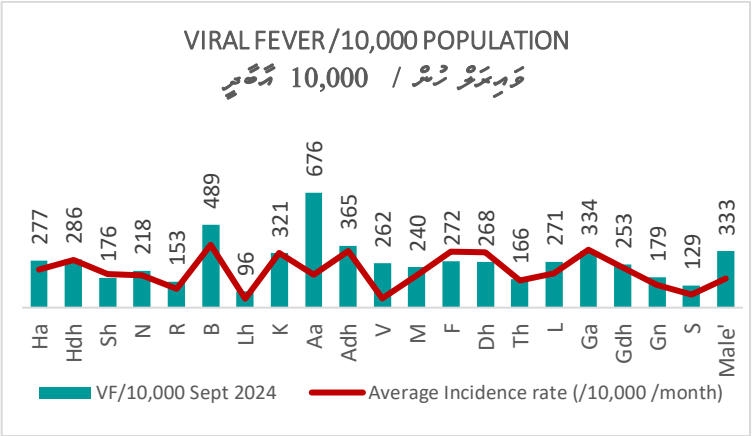

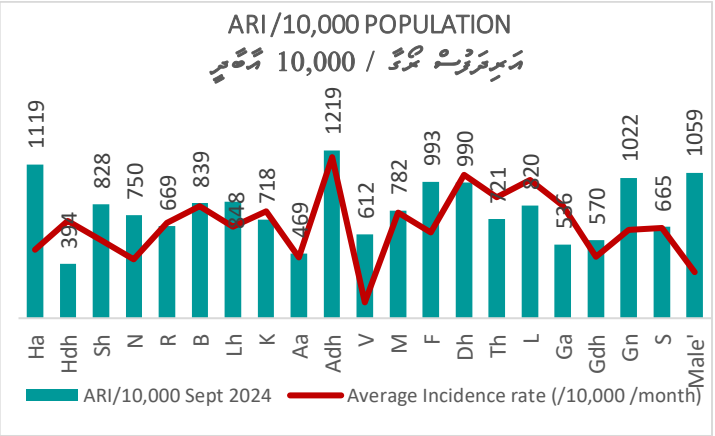

The average incidence rate, that is the number of new cases reported by atolls in the same month of the previous year's, in proportion to every 10,000 populations. Average incidence rate is calculated, (Average incidence = Average of new cases per month of previous years / Population of the atolls x 10,000).

ꖤꖤꖤ ꖤꖤꖤ

Figure 2: Trends of the 4 Major Common Communicable Disease by Month – 2019 - 2024

ވަން ވަން ބަންދު ބަންދު ބަލާ ބަލާ 4 ބަލި ކުރިން ފާހަގަ ކުރެވިގެން ދާ - 2019 ން 2024 ބަންދު

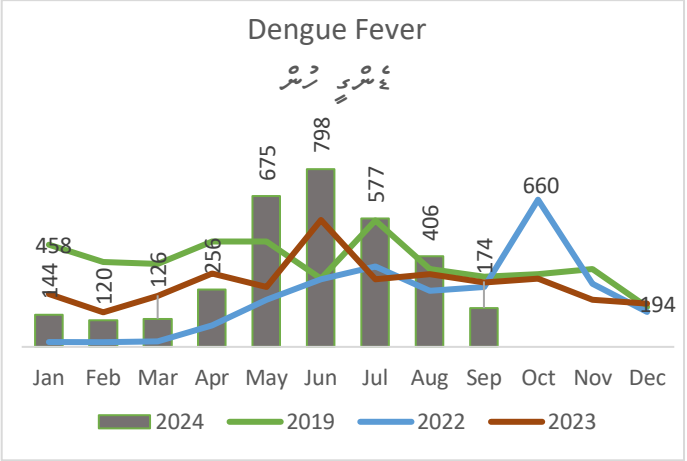

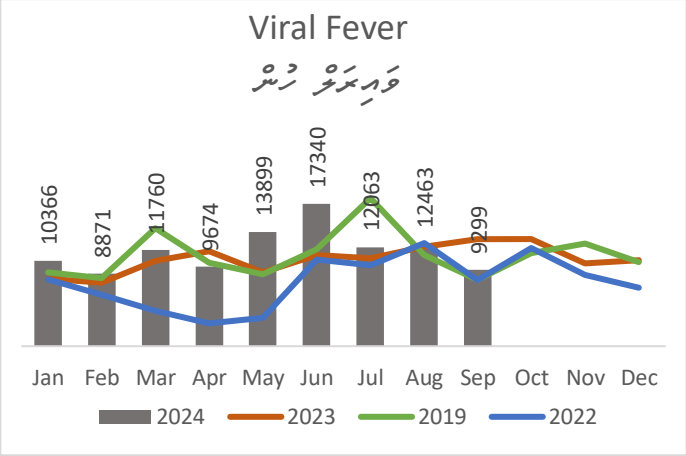

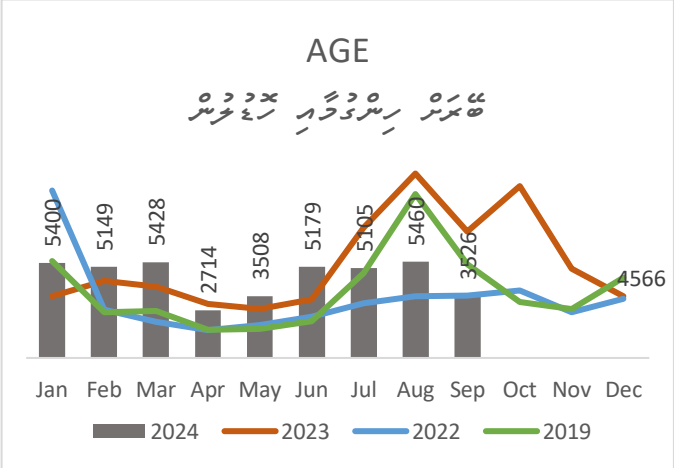

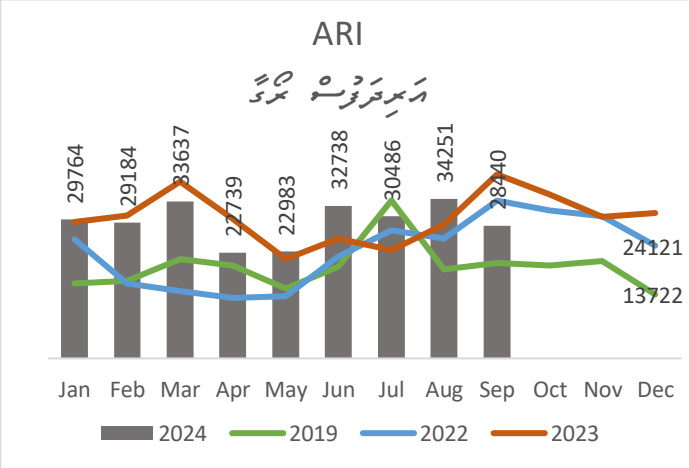

❖ ﷺ ﷺ ﷺ