بسم الله الرحمن الرحيم

Monthly Communicable Disease Report

August 2025

Figure 1: Case Counts/10,000 population of the 4 Major Communicable Diseases and their average Incidence (per 10,000 population) by Atolls – August 2025

**އެއްބަންދ ،ބަދަން ،ބަލާ ،ބަލި ،ބަލިން ،ބާ 4 ،ބަލި ،ބަލިން ،ބަލިވާ ،ބަދަڤ ،ބަލि ،ބަލިބަންދ ،ބަ ،ބަ ،ބ ،ؤ ،ؤ ،ؤ

Figure 2: Trends of the 4 Major Common Communicable Disease by Month – 2022 - 2025

ފަހުން ފަހުން ބަދަން ބަދަ ބަލުގެ ތެރެއިން ބާރުން ދެން 4 ބަދަ ބަލިތަކުން ދާއިރު ކުރިން - 2022 ން 2025 ބަދަ

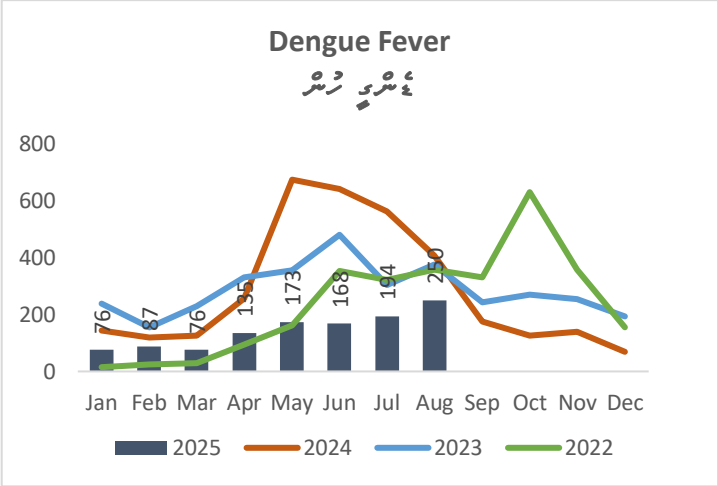

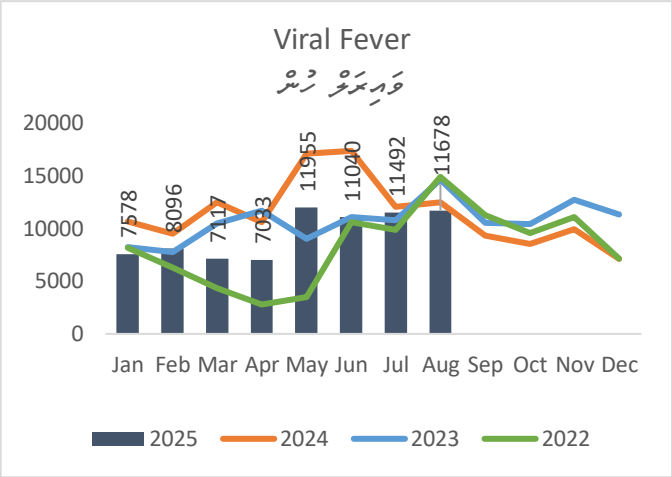

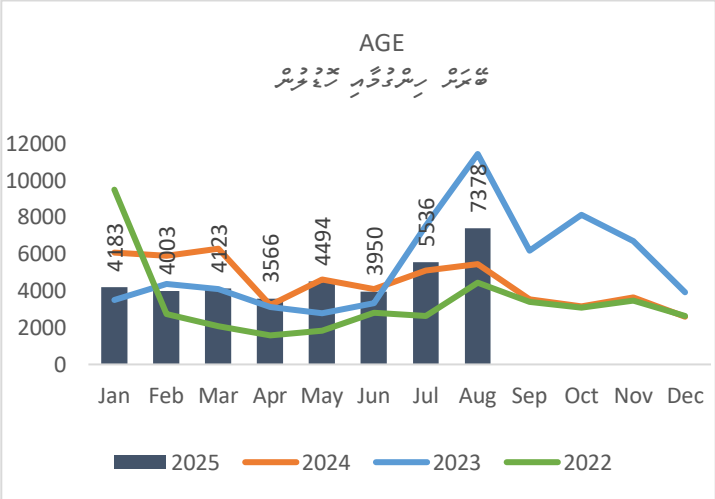



❖ ހ ، ތ ، ، ،